



## WOMENS LONG SLEEVE INTERLOCK TEE





*Style 590*

*Our uniquely tailored Interlock Tee with long sleeves. The heavyweight fabric and the shaped design are sure to make this shirt an instant favorite.*

### SPECIFICATIONS

- Black       Dark Grey       Navy  
 White

Double stitched // Enzyme- and silicone wash // Long fiber cotton // Shaped fit // Double preshrunk // Elastane neck rib // Washable at 60 degrees // Organic cotton

-  220 gsm
-  100% ringspun combed organic cotton
-  S-3XL
-  50/10 pcs





# Measurement Chart

STYLE NO. 590 WOMENS LONG SLEEVE INTERLOCK TEE

	XS	S	M	L	XL	2XL	3XL	4XL	5XL
½ chest width		43	46	48	50	52	54		
Front length		63	65	67	69	71	72		

All measurements are in cm before washing.